

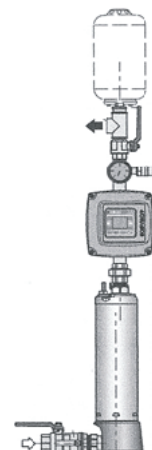
A range of economically priced, low noise, one pump variable speed booster sets featuring the MXSU all stainless steel, multi-stage pump range.

Pumps

MXSU vertical, multi-stage, stainless steel centrifugal pumps with encapsulated motor.

Motors

Stainless 2-Pole (2900rpm) induction motors, three phase 230V-50hz, single phase 230V-50hz, class F insulation, IP68 enclosure, EN60335-2-41.



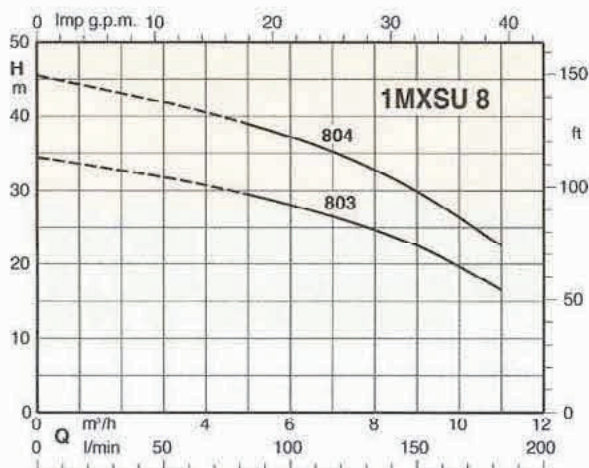
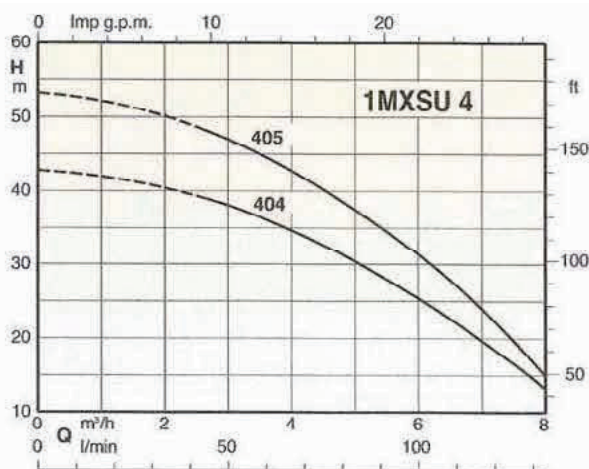
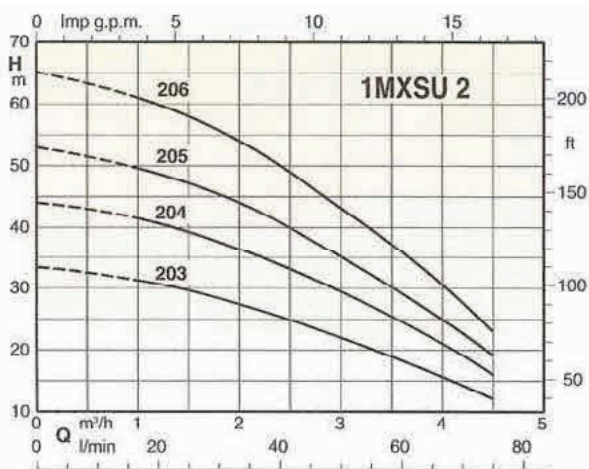
System

Pump fitted with brass valves and fittings, 2 ltr pressureWave© accumulator and pressure gauge. Control via an Easymat EMT programmable variable speed controller 230/1/50 input.

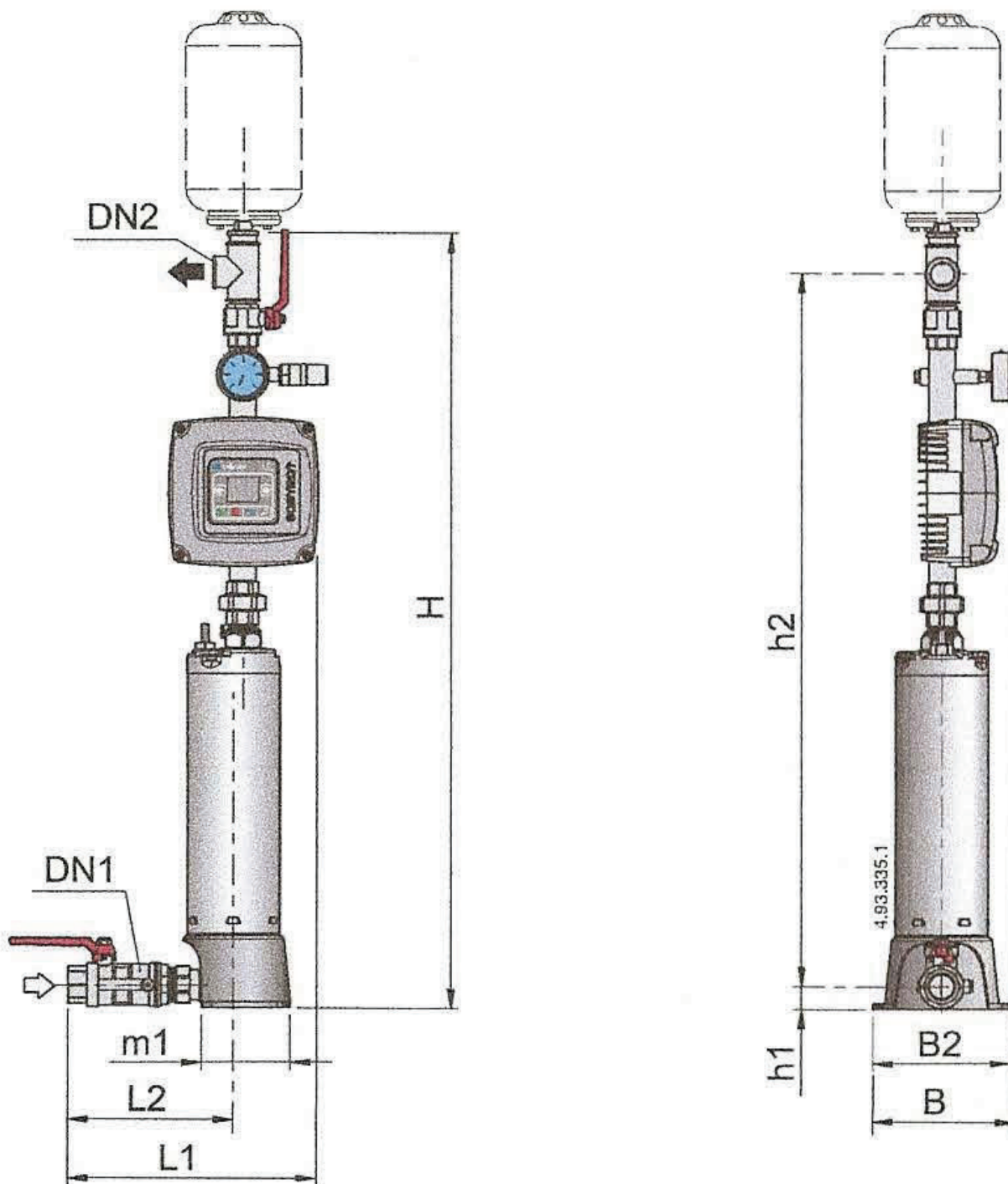
Operating Conditions

Fluid: Clean water	Control: Easymat EMT controller via pressure transducer
Fluid Temp: >35 deg.C	Max pressure: 10 bar
Air Ambient: Encapsulated motor	Rated: Continuous service

Performance Data



Dimensions



Mains 230/1/50 Motor 230/3/50	P2 DN1		DN2	mm								
	kW	hp		H	h1	h2	L1	L2	m1	B	B2	
1MXSU 204/A-EMT-2	0.55	0.75		1071		973						
1MXSU 205/A-EMT-2	0.75	1	1-1/4"	1095	32	997	304	225	123	190	190	
1MXSU 206/A-EMT-2	0.9	1.2		1119		1021						
1MXSU 404/A-EMT-2	0.9	1.2	1-1/4"	1071		973	304	225	123	190	190	
1MXSU 405/A-EMT-2	1.1	1.5	1-1/4"	1095	32	997	304	225	123	190	190	
1MXSU 803/A-EMT-2	1.1	1.5	1-1/4"	1095		997						
1MXSU 804/A-EMT-2	1.5	2	1-1/4"	1095	32	997	304	225	123	190	190	

Max height to top of vessel = 1375